

Cooper Bussmann

[Homepage](#)
[About Cooper Bussmann](#)
[Contact Us](#)
[Privacy](#)
[Legal](#)
[Cooper Bussmann® Brand](#)
[Site Map](#)

MDL-8-R

Time Delay, 1/4 X 1-1/4 Inch, Glass Tube Fuse

Product Information

| | |
|-----------------|-----------------|
| Product Type: | Fuse |
| Product Family: | Electronic |
| Brand: | Cooper Bussmann |

Recommended Products

| | |
|-------------------------------|-------------------------------|
| Rec. Fuse Block: | S-8000 Series |
| Rec. Inline Fuse Holder: | HHB Series |
| Rec. Panel-mount Fuse Holder: | HTB Series |
| Rec. Fuse Clips: | 1A1907 Series |

Physical Properties

| | |
|-------------|--------------------------------------|
| Dimensions: | 1.25in. (L) × 0.25in. (W) × 0in. (H) |
|-------------|--------------------------------------|

Certifications

[UL Listed](#)

[CSA Certified](#)


Electrical Properties

| | |
|--------------------------|--|
| Maximum AC Voltage: | 250 |
| Amperage Rating: | 8 |
| AC Interrupting Ratings: | <ul style="list-style-type: none"> • 200 at 250V • 10000 at 125V |
| Time Delay: | Yes |

1/4" x 1-1/4" Fuses
MDL Series, Time Delay, Glass Tube

Description

- Time delay, glass tube
- Optional axial leads available
- 1/4 x 1-1/4 (6.3mm x 32mm) physical size
- Glass tube, nickel-plated brass endcap construction
- UL Listed product meets standard 248-14



| ELECTRICAL CHARACTERISTICS | | |
|----------------------------|------------|------------------|
| Rated Current | Amp Rating | Opening Time |
| 1/16 - 30A | 100% | None |
| | 135% | 60 minutes max. |
| | 200% | 120 seconds max. |
| 1/16 - 3A | 200% | 5 seconds min. |
| 3-2/10 - 8A | 200% | 12 seconds min. |

Agency Information

- UL Listed Card: MDL 1/16 - 8A (Guide JDYX, File E19180)
- UL Recognized Card: MDL 9 - 30A (Guide JDYX2, File E19180)
- CSA Certification Card: MDL 1/16 - 8A (Class No. 1422-01)
- CSA Component Acceptance: MDL 9-30A (Class No. 1422-30)

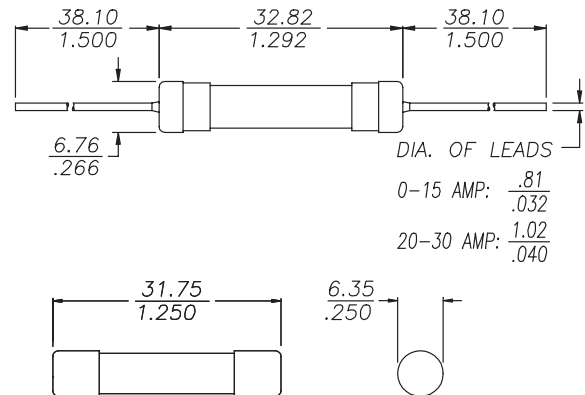
Environmental Data

- Shock: 1/100A and 8/10A – MIL-STD-202, Method 213, Test Condition I; 1A thru 30A – MIL-STD-202, Method 207, (HI Shock)
- Vibration: 1/100A and 8/10A – MIL-STD-202, Method 201; 1/4A thru 30A – MIL-STD-202, Method 204, Test Condition C (Except 5g, 500HZ)

Ordering

- Specify packaging, product, and option code

Dimensions (mm/in)
Drawing Not to Scale



SPECIFICATIONS

| Product Code | Voltage Rating AC | AC Interrupting Rating* | | | Typical DC Cold Resistance** (ohms) | Typical Melting I ² t†† AC | Typical Voltage Drop‡ |
|--------------|-------------------|-------------------------|--------|-------|-------------------------------------|---------------------------------------|-----------------------|
| | | 250V | 125V | 32V | | | |
| MDL-1/16 | 250V | 35A | 10000A | - | 38.000 | 0.0046 | 2.79 |
| MDL-1/10 | 250V | 35A | 10000A | - | 15.900 | 0.0420 | 1.95 |
| MDL-1/8 | 250V | 35A | 10000A | - | 9.850 | 0.0422 | 1.52 |
| MDL-3/16 | 250V | 35A | 10000A | - | 4.680 | 0.116 | 1.05 |
| MDL-2/10 | 250V | 35A | 10000A | - | 4.115 | 0.314 | 0.972 |
| MDL-1/4 | 250V | 35A | 10000A | - | 3.200 | 0.447 | 0.965 |
| MDL-3/10 | 250V | 35A | 10000A | - | 2.300 | 0.412 | 0.808 |
| MDL-3/8 | 250V | 35A | 10000A | - | 2.800 | 0.982 | 1.46 |
| MDL-1/2 | 250V | 35A | 10000A | - | 1.725 | 1.656 | 1.27 |
| MDL-3/4 | 250V | 35A | 10000A | - | 0.822 | 4.343 | 1.01 |
| MDL-1 | 250V | 35A | 10000A | - | 0.525 | 11.498 | 0.995 |
| MDL-1-1/4 | 250V | 100A | 10000A | - | 0.320 | 86.2 | 0.722 |
| MDL-1-1/2 | 250V | 100A | 10000A | - | 0.250 | 22.7 | 0.721 |
| MDL-2 | 250V | 100A | 10000A | - | 0.173 | 62.3 | 0.644 |
| MDL-2-1/4 | 250V | 100A | 10000A | - | 0.068 | 49.6 | 0.535 |
| MDL-2-1/2 | 250V | 100A | 10000A | - | 0.096 | 63.1 | 0.410 |
| MDL-3 | 250V | 100A | 10000A | - | 0.067 | 67.5 | 0.345 |
| MDL-4 | 250V | 200A | 10000A | - | 0.035 | 19.3 | 0.187 |
| MDL-5 | 250V | 200A | 10000A | - | 0.023 | 32.0 | 0.160 |
| MDL-6 | 250V | 200A | 10000A | - | 0.018 | 37.4 | 0.155 |
| MDL-6-1/4 | 250V | 200A | 10000A | - | 0.018 | 38.7 | 0.152 |
| MDL-7 | 250V | 200A | 10000A | - | 0.018 | 42.7 | 0.140 |
| MDL-8 | 250V | 200A | 10000A | - | 0.011 | 47.8 | 0.119 |
| MDL-9 | 32V | - | - | 1000A | 0.009 | 51.5 | 0.124 |
| MDL-10 | 32V | - | - | 1000A | 0.008 | 64.4 | 0.114 |
| MDL-15 | 32V | - | - | 1000A | 0.006 | 354.0 | 0.130 |
| MDL-20 | 32V | - | - | 1000A | 0.002 | 2914.0 | 0.530 |
| MDL-25 | 32V | - | - | 1000A | 0.001 | 15221.0 | 0.30 |
| MDL-30 | 32V | - | - | 1000A | 0.001 | 15581.0 | 0.40 |

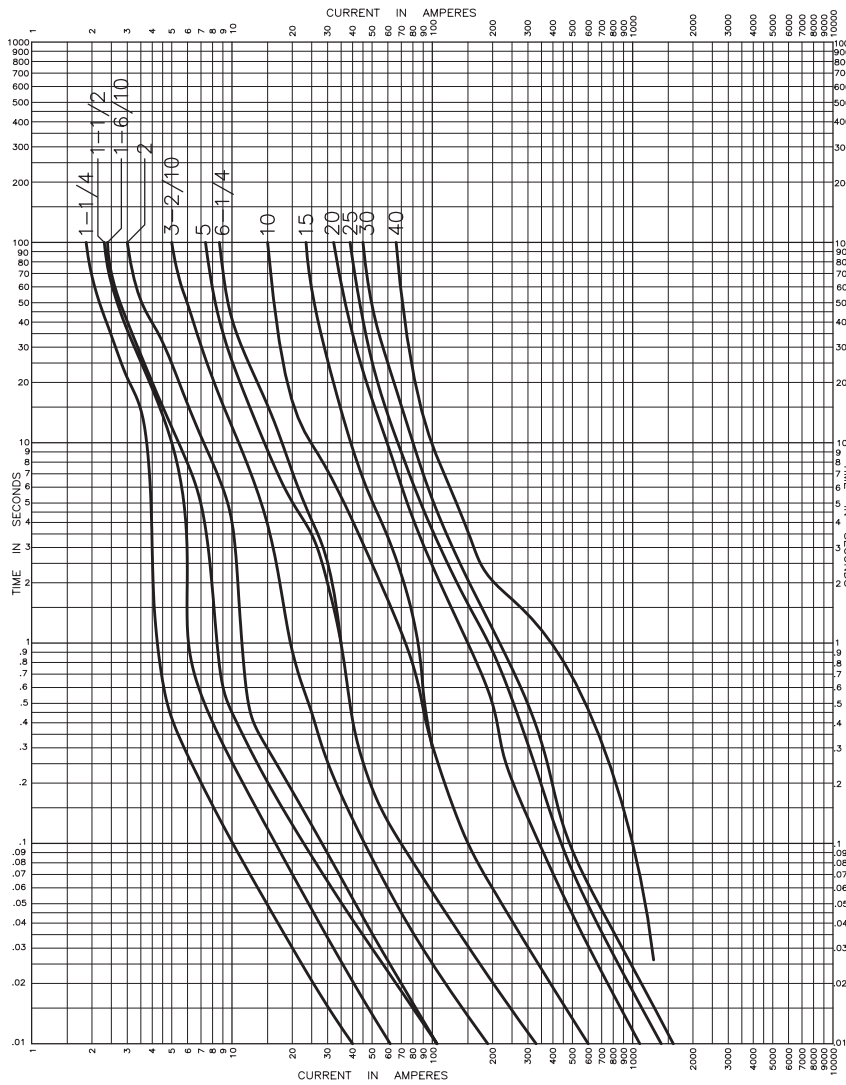
* Interrupting Ratings (Interrupting ratings were measured at 70% - 80% power factor on AC)

** DC Cold Resistance (Measured at ≤10% of rated current)

† Typical Melting I²t (A²Sec) (I²t was measured at listed interrupting rating and rated voltage.)

‡ Typical Voltage Drop (Voltage drop was measured at 25°C±3°C ambient temperature at rated current)

TIME CURRENT CURVE



PACKAGING CODE

| Packaging Code | Description |
|----------------|--|
| BK | 100 pieces of fuses packed into a cardboard carton |
| BK1 | 1,000 pieces of fuses packed into a cardboard carton |
| BK8 | 8,000 pieces of fuses packed into a cardboard carton |

OPTION CODE

| Option Code | Description |
|-------------|--|
| B | Board Washable - Hermetically sealed to withstand aqueous cleaning |
| V | Axial leads - copper tinned wire with nickel plated brass overcaps |
| -R | RoHS compliant version |